



District Report Card: 2017


State: Andaman & Nicobar Islands	District: Middle And North Andamans
Class: 8	Subject: Mathematics
Schools: 55	Students: 923


Participation/Coverage


Students

 GENDER	Boys		Girls	
	Number	%	Number	%
	449	48.65	474	51.35

 AREA	Rural		Urban	
	Number	%	Number	%
	923	100.00	0	0.00

 CATEGORY	SC		ST		OBC		GEN	
	Number	%	Number	%	Number	%	Number	%
	0	0.00	6	0.65	398	43.12	519	56.23

 CWSN	LD	VI	HI	S&LD	ID	Oth
	0	2	1	2	0	4

 Management	Government		Government-aided	
	Number	%	Number	%
	855	92.63	68	7.37

Average Performance of Students in Mathematics (%)

Overall	Gender		Area		Management		Social Group			
	Male	Female	Rural	Urban	Govt.	Aided	SC	ST	OBC	GEN
34.57	34.09	35.02	34.57	0.00	34.09	40.59	0.00	30.00	35.93	33.58

Performance on Learning Outcomes (LOs)

Learning Outcomes	Description	Average Performance(%)
M601	Solves problems involving large numbers by applying appropriate operations	31.63
M606	Solves problems on daily life situations involving addition and subtraction of fractions / decimals	34.97
M620	Finds out the perimeter and area of rectangular objects in the surroundings like floor of the class room, surfaces of a chalk box etc.	28.35
M621	Arranges given/collected information in the form of table, pictograph and bar graph and interprets them	33.63
M702	Interprets the division and multiplication of fractions	33.04
M705	Solves problems related to daily life situations involving rational numbers	31.53
M706	Uses exponential form of numbers to simplify problems involving multiplication and division of large numbers	20.68
M707	Adds/subtracts algebraic expressions	39.87
M710	Solves problems related to conversion of percentage to fraction and decimal and vice versa	23.84
M717	Finds out approximate area of closed shapes by using unit square grid/graph sheet	33.85
M719	Finds various representative values for simple data from her/his daily life contexts like mean, median and mode	47.38
M721	Interprets data using bar graph	46.41
M801	Generalizes properties of addition, subtraction, multiplication and division of rational numbers through patterns	23.42
M802	Finds rational numbers between two given rational numbers	41.14
M803	Proves divisibility rules of 2, 3, 4, 5, 6, 9 and 11	47.44
M804	Finds squares, cubes, square roots and cube roots of numbers using different methods	32.91
M808	Uses various algebraic identities in solving problems of daily life	52.53
M812	Verifies properties of parallelogram and establishes the relationship between them through reasoning	30.61
M818	Finds surface area and volume of cuboidal and cylindrical object	29.96
M819	Draws and interprets bar charts and pie charts	28.60

Range of Performance of Students who Answered Correctly							
Below 30%		30% - 50%		50% - 75%		Above 75%	
Number	%	Number	%	Number	%	Number	%
416	45.07	340	36.84	154	16.68	13	1.41

Lowest Performing Learning Outcomes (LOs)

- 1 - Uses exponential form of numbers to simplify problems involving multiplication and division of large numbers (20.68)
- 2 - Generalizes properties of addition, subtraction, multiplication and division of rational numbers through patterns (23.42)

- 3 - Solves problems related to conversion of percentage to fraction and decimal and vice versa (23.84)
- 4 - Finds out the perimeter and area of rectangular objects in the surroundings like floor of the class room, surfaces of a chalk box etc. (28.35)
- 5 - Draws and interprets bar charts and pie charts (28.60)